

STARTRANS
A SUPREME CORPORATION COMPANY

SENATOR 
FORD



SENATOR DELIVERS

DESIGN, DURABILITY, AND ATTENTION TO DETAIL.

As a longtime leader in the medium-duty transit bus industry, StarTrans is backed by Supreme Corporation's commitment to excellence. That's why design, durability, and attention to our customers' wants and needs are at the

forefront of how we do business. If you need buses that perform well, look great, and deliver on promises, look to our **Senator SII**. It's the clear choice for your service needs.



A WEALTH OF PASSENGER COMFORTS.

StarTrans doesn't take a backseat when it comes to passenger convenience and comfort. Wide aisles and doors for easy accessibility, cushy upholstery, spacious luggage racks, and large, scenic windows are just some of the benefits of riding with the **Senator SII**. We also stand ready to meet your exacting requirements, including special design configurations, to deliver exactly what you need, when you need it.

TRAVEL-TESTED.

All of our StarTrans products undergo a series of rugged testing procedures in Altoona, Pennsylvania, to ensure their structural integrity. And we back our buses with a five-year/75,000-mile body structural warranty.



TOP PHOTO StarTrans Senator SII 26' with optional rear wheelchair lift
BOTTOM PHOTO StarTrans Senator SII 22' Paratransit



CLOCKWISE FROM TOP

Optional mid-back passenger with aisle grab handles

Optional paratransit lift

Standard high-back driver's seat

Optional high-back buckets with upgrade fabric

Optional vinyl mid-back passenger seats with aisle grab handles

SENATOR FEATURES

SUBFLOOR – 12-gauge steel superstructure fully welded with floor-level Z-rails, incorporated with chassis-rubber ride capabilities.

FLOOR – 3/4" FRP decking with undercoating. Floor covered with 1/8" transit rubber. Formed galvanneal steel heat shields over chassis, catalytic converter, and muffler.

SIDEWALLS – 1" Polyurethane foam insulation (R-7) enclosed within a fully laminated assembly. Ladder-framed sidewalls are fully welded of 14-gauge steel. Exterior sidewall skins are .024" galvanized steel with baked-enamel paint finish.

ROOF – Roof framing is a fully welded assembly utilizing formed steel-hat section crossmembers, as well as heavy-duty steel roll bars welded at the front, rear, and center of the vehicle. Roof exterior skins are 1/8" fiberglass with Gelcoat paint finish.

WINDOWS – 36" x 36" T-Slider windows, 31% tinted. Clamp ring-style radius windows. Egress windows installed to meet FMVSS 217 requirements. Operator's curbside window AS-2 rated: 442 square inches of visibility.

ENTRY – Spacious entry (32" x 83" clear opening) with doors that operate manually or electric. The 14-gauge steel door frames are fully welded and powder-coated to enhance durability. The door panels are glazed and tempered glass. White step nosing and lighted stepwell standard. Entrance grab rail (left side).

LIGHTING – Each bus comes standard with six passenger courtesy lights.

ELECTRICAL – Wiring is color-coded with the number and function designated every 12" on the wire to enable identification and circuit traceability. Only premium components built to meet the Society of Automotive Engineers (S.A.E.) and Underwriters Laboratories (U.L.) requirements are used. Electronic control console switch panel.

OPTIONAL A/C & HEAT – A/C systems ranging in size from 30,000 BTU to 88,000 BTU. Rear heat 20,000 BTU to 65,000 BTU.

OPTIONAL PARATRANSIT – Wheelchair accessibility with a wide range of securement systems and seating arrangements.

OPTIONAL LUGGAGE – Luggage can be stored in over-seat, floor-to-ceiling, rear compartment, or custom-designed areas.

OPTIONAL SEATING – Forward-facing, perimeter-style, and track seating are all available. Your choice of vinyl and cloth fabric in a wide range of colors.

- White baked-enamel pre-painted body = bright white gelcoated front cap
- Black exterior mirrors – 8" x 15"
- Heavy-duty, 10-gauge box bumper with anti-ride cover
- Mud flaps (front and rear)
- 12-month/12,000-mile with five-year/75,000-mile warranty of body structure

FORD SPECIFICATIONS

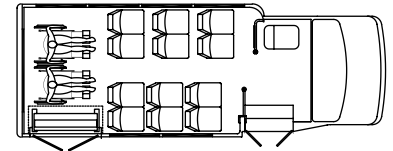
- E350 and E450 cutaway
- Tinted glass
- Automatic transmission
- 4:10 and 4:56 rear-axle ratio
- Power steering
- Power brakes (4-wheel disc)
- Dash A/C and heater
- Auxiliary transmission cooler (gas chassis only)
- Super engine cooling
- Tilt steering and cruise control
- 5.4 or 6.8 gas engine and 6.0 diesel
- 37-gallon fuel capacity on E350
- 55-gallon fuel capacity on E450
- Radial tires LT225-16 E
- Chrome front bumper
- Comfort-ride suspension – H.D. springs and shocks
- Engine oil cooler (diesel chassis only)
- Engine gauges
- Heavy-duty batteries
- Dual 140 & 120-Amp alternator – diesel
- Single 135-Amp alternator – gas
- 138", 158", or 176" wheelbase
- GVWR 11,500 to 14,500

Dimensions

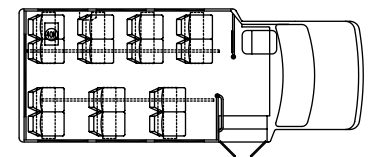
- Exterior width – 96"
- Exterior height – 116.5"
- First step to ground – 11½" second- and third-step riser – 9" max.
- Step tread depth – 9.5" max.
- Entrance clear opening – 32" x 83" min.
- Interior width at seat level – 93"
- Interior width up 36" from floor – 93"
- Center aisle height – 82"
- Flat floor aisle height – 76.5"
- Double wheelchair doors – 46.5" x 70.5"



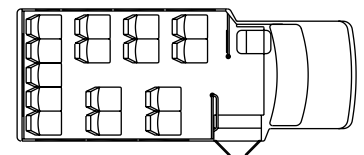
StarTrans Senator SII 22' Shuttler



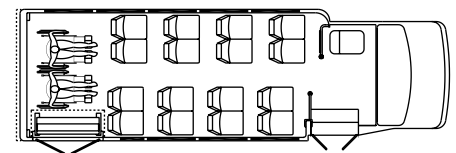
12 Passengers and 2 W/C



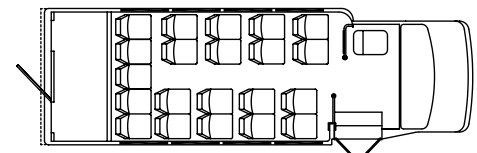
14 Passengers



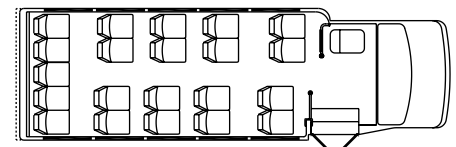
15 Passengers



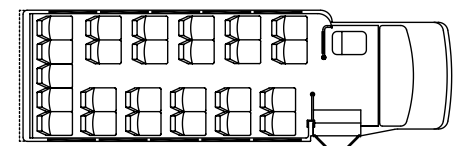
16 Passengers and 2 W/C



21 Passengers w/ Luggage



21 Passengers



25 Passengers

Due to Supreme Corporation's commitment to product quality, specifications and options are subject to change in the interest of product improvement and market changes.

Floorplans shown are only a few of the designs available.



2592 East Kercher Road • Goshen, IN 46528
574-642-4730 • 877-258-1391 • FAX 574-642-4108
www.StarTransBus.com



Please call today for a dealer near you.