



THE HC SERIES BUS FAMILY





FOR CUSTOMERS WHO VALUE OPTIONS, FROM THE COMPANY THAT VALUES PARTNERSHIP.



Welcome to the HC Series family of commercial vehicles brought to you by IC Bus. The HC Series is comprised of four coaches that all excel at enhancing your passengers' trips, each with a distinct personality of its own. And true to being part of the IC Bus™ family, every single one comes with a real, tried and true partnership with the company that's been innovating passenger transportation for over 90 years.

By partnership, we mean being at your beck and call before, during and after purchase. We also mean working with drivers, technicians, fleet managers and industry experts to ensure our innovations are based on actual needs and continue to deliver an unparalleled passenger experience. Being a partner also means knowing what it takes to increase uptime, and efficiently manufacture and supply more reliable parts. Plus, it's providing 2010-compliant, hybrid and other highly customizable buses that are a blessing, not a burden, on your operations.

Take a few moments to get to know the HC Series. All IC Bus HC Series buses are Altoona-tested and are the ideal option for transportation projects that are eligible for FTA grants. They're also beautiful looking, will coddle and impress your riders, work well with your mechanics and be great friends to your bottom line.

MEET OUR FAMILY OF CROWD PLEASERS.



HC SERIES BRONZE

The HC Series Bronze was designed for customers who want the durability of a larger bus but don't need the large capacity, and are on a very tight budget. This bus takes operational requirements head-on while covering customers with a one-stop-shopping, high-value solution. This fully integrated, highly reliable bus is ideal for multiple shuttle bus applications where high frequency trips demand a durable crowd pleaser.

HC SERIES STANDARD

We call it the "Standard" because being stylish, economical and versatile while delivering serious performance all come standard on this vehicle. Many stylish features, only offered as options by our competitors, grace every vehicle, along with the power and resilience that come with a world-renowned chassis and integrated body construction. Just one example of its smart charm, the HC Series Standard bus pampers drivers and passengers with a split-system HVAC and cab-blended air.

HC SERIES GOLD

Take the HC Series and upgrade it with an exceptional exterior styling experience and you've got the HC Series Gold. Just as rock-solid as the HC Series Standard, but capable of being transformed into your supermodel through absolute custom personalization, the HC Series Gold will wow your passengers while delivering the highest level of comfort. Beautiful form follows functionality, making it a pleasure for drivers. The popularity of this family member makes it a profitable coach to have in an owner's fleet.

HC SERIES PLATINUM

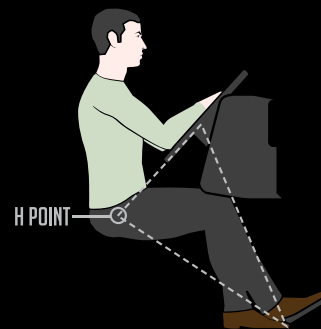
Every family has its leader, and ours is the HC Series Platinum. It travels a silk road like no other and is a dream for passengers demanding the premier treatment. This elite coach brings it big time with its sumptuous interior, state-of-the-art audio/video entertainment system and climate control, comfortable seating and other first class features. And it features a 102" wide body, giving passengers (and their luggage) plenty of room to maneuver and get comfortable. The HC Series Platinum is also a powerful craft, pampering drivers with high-performance capabilities and generous operational design.



DON'T BE SURPRISED IF YOUR DRIVERS WANT TO DRIVE THESE BUSES HOME.



Our apologies if the exceptional ergonomic environments and convenient consoles found in the HC Series' comfortable cockpits make drivers yearn to have one of these buses as their family vehicle. It's the result of IC Bus partnering with real-life drivers to understand completely what factors affect the total driving experience. From easily accessible controls to ample space to complete HC Series Platinum customization (like tour guide seating), this series of coaches is second to none when it comes to delivering drivers everything they need to satisfy their passengers.



ERGONOMIC DRIVER'S ENVIRONMENT

We measured 1,500 drivers of all shapes and sizes. Then we arrived at the optimum seat position and placement of pedals, switches and controls – yielding that just-right feel that's an ergonomic marvel for drivers.

BECAUSE PASSENGERS SHOULD ENJOY THE RIDE AS MUCH AS THE DESTINATION.



Pure and simple, passenger-coach comfort is defined by the HC Series. From seating that comes in any fabric or leather, with options on width and recline, to the integrated, factory-installed IC Air™ system, we make sure riders sit pretty and worry-free. The optimal transportation experience found in every one of these classy coaches comes with the further option of smart travel upgrades like reading lights, personal air conditioning and audio/video controls. Looking for your passengers to kick back and enjoy the ride? Look no further than the IC Bus™ HC Series.

POWERFUL AND RELIABLE DURABILITY: PERFORMING TO THE MAXX.



Every HC Series bus comes with a MaxxForce® engine. Built on uncompromised performance, while meeting tough environmental regulations, they're backed by the #1-selling medium commercial diesel engine manufacturer: Navistar Engine Group.

The MaxxForce 7 is an all-new V-8 turbodiesel that incorporates advanced design elements and new components engineered by Navistar. These include a high-pressure, common-rail fuel system, dual-sequential turbochargers and compacted graphite iron block. These features deliver a better performing engine with outstanding power, performance, reliability and fuel economy.

The MaxxForce DT has long been known in the industry as "The Legend." The legend grew from a big idea: bring to the mid-range diesel market traditional Big Bore features like wet-sleeve design, in-chassis rebuild capability and other premium design features. The resulting durability and performance provide high residual value and have made the engine the market share leader for decades.

The advantages of both these engines ensure your HC Series bus will perform reliably, powerfully and for the long run.

THE ADVANTAGES OF MAXXFORCE® ADVANCED EGR MAKE EMISSIONS COMPLIANCE WORRY-FREE.



MaxxForce Advanced EGR is the smartest solution to EPA emission requirements because it doesn't require urea-fluid, so you don't have to deal with the hassles and costs that come with compliance. It's also the easiest solution because MaxxForce Advanced EGR doesn't require any additional driver or service technician training. And it's the cleanest engine we've ever built — it's compliant and environmentally effective from the moment you start driving.

SMARTER

MaxxForce Advanced EGR doesn't require urea-fluid, so you don't have to deal with the costs that come with it, including:

- The price of urea-fluid itself.

- The cost of training drivers and technicians on how to handle urea-fluid.

EASIER

The driver interface hasn't changed.

MaxxForce Advanced EGR doesn't require the hassle of adding urea-fluid to your bus.

The operation of your buses won't be restricted by progressive warning systems or engine derates caused by issues with urea-fluid.

CLEANER

Advanced EGR is compliant and environmentally effective from the moment you start driving.

MAXXFORCE 7

MAXIMIZE YOUR POWER AND DURABILITY

Horsepower, torque, speed and clutch engagement make MaxxForce engines a powerful force to be reckoned with. The facts don't lie:

HORSEPOWER (BHP)	TORQUE (LB-FT)	GOV. SPEED (RPM)	CLUTCH-ENGAGEMENT TORQUE (LB-FT)
220 @ 2600	560 @ 1400	2800	350 @ 800
240 @ 2600	620 @ 1400	2800	350 @ 800
260 @ 2600	660 @ 1600	2800	350 @ 800

MAXXFORCE 7 SPECS

CONFIGURATION	BORE & STROKE	ASPIRATION	ENGINE LUBRICATION	BLOCK MATERIAL
V-8	3.87 in. & 4.13 in. (98.2 mm & 105 mm)	Dual-sequential turbochargers	19 quarts (18 L)	Compacted graphite iron
DISPLACEMENT	COMPRESSION RATIO	COMBUSTION SYSTEM	DRY ENGINE WEIGHT	
6.4 L (389 cu. in.)	16.5:1	Direct injection	1,225 lbs (556 kg)	

MAXXFORCE DT

DURABILITY TO THE MAXX

Big Bore features in an inline 6 with impressive durability. The proof is when you put your foot into it:

HORSEPOWER (BHP)	TORQUE (LB-FT)	GOV. SPEED (RPM)	CLUTCH-ENGAGEMENT TORQUE (LB-FT)
215 @ 2200	560 @ 1300	2400	450 @ 800
230 @ 2200	620 @ 1300	2400	450 @ 800
230 @ 2200	660 @ 1300	2400	450 @ 800
245 @ 2200	660 @ 1300	2400	450 @ 800
260 @ 2200	660 @ 1300	2400	450 @ 800

MAXXFORCE DT SPECS

CONFIGURATION	BORE & STROKE	ASPIRATION	ENGINE LUBRICATION	BLOCK MATERIAL
Inline 6-cylinder 4 valves per cylinder	4.49 in. & 4.68 in. (11.7 cm & 11.9 cm)	Dual-sequential turbochargers ≤ 230 hp aftercooler only ≥ 245 hp intercooler and aftercooler	30 quarts (18 L)	Gray iron
DISPLACEMENT	COMPRESSION RATIO	COMBUSTION SYSTEM	DRY ENGINE WEIGHT	
7.6 L (466 cu. in.)	16.4:1	Direct injection	1,425 lbs (646 kg)	

MAXIMIZE YOUR RELIABILITY

Preventive maintenance intervals that lead the industry.

Seeing is believing:

CHANGE ENGINE OIL, REPLACE OIL FILTER	VALVE LASH ADJUSTMENT
10,000 miles (16,093 km) / 350 hours / 1,000 gallons (3,785 L) of fuel	Not required

REPLACE FUEL FILTER	CRANKCASE BREATHER
30,000 miles (48,280 km)	60,000 miles (96,561 km)

REPLACE COOLANT*

300,000 miles (482,803 km) / 5 years / 12,000 hours

*Add extender @ 150,000 miles (241,400 km) / 2.5 years / 6,000 hours

RELIABILITY TO THE MAXX

Industry-leading preventive maintenance intervals.

Relying is believing:

CHANGE ENGINE OIL, REPLACE OIL FILTER
Up to 15,000 miles (24,140 km) / 6 months / 550 hours / 2,100 gallons (7,949 L) of fuel

REPLACE FUEL FILTER



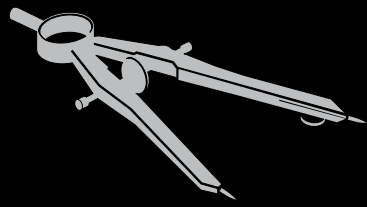
30,000 miles (48,280 km) / 12 months / 1,100 hours / 4,200 gallons (15,899 L)

REPLACE COOLANT*

300,000 miles (482,803 km) / 5 years / 12,000 hours

*Add extender @ 150,000 miles (241,400 km) / 2.5 years / 6,000 hours

GOING BEYOND THE BUS, BEFORE, DURING AND AFTER THE RUBBER MEETS THE ROAD.



IC BUS™ BUS SPECIALTY CENTER

The IC Bus™ Bus Specialty Center is unrivaled at customizing buses based on the specific needs of each customer. All work is integrated into the bus body by the people who build the bus, rather than by aftermarket suppliers. Customizations include, but in no way are limited to, correctional caging systems, customized seating, DVD and interior camera systems as well as body and suspension modifications to accommodate the needs of transit agencies.

Every installation and part is documented in the Bus Specialty Center's databank, which has a complete history of each vehicle. By optimizing your order to your delivery cycle, your bus is delivered already complete with its customizations. All customizations are covered under the new bus warranty and serviced by IC Bus.

BUS ISIS® PROGRAM

A prime example of how IC Bus goes beyond the bus for our customers is our Bus ISIS® program. This all-purpose, online informational service site is a tool thoroughly unlike any other in the industry. The Bus ISIS program contains virtually every aspect of vehicle information a service technician could ever need.

By simply entering the VIN number of any IC Bus brand bus, customers can access instantaneous vehicle and product information. Details provided include complete vehicle information, product diagrams, service manuals and service history. The Bus ISIS program also features the iKNOW troubleshooting search feature, which allows customers to simply type in their questions and receive recommended diagnostic solutions.

IC BUS UNIVERSITY

IC Bus University provides service technicians with invaluable education that's so rare in the industry. Its curriculum provides extensive training to help technicians stay up to speed on electronics, engines, bus care and maintenance, transmissions, full-power brake systems and fully integrated air conditioning.

Technicians also receive hands-on training with the one-of-a-kind IC Bus Training Bus, a fully operational bus on which every kind of diagnostic can be performed, taught and evaluated. The Training Bus has cross-sections that display all electrical and mechanical elements present in an IC Bus brand bus.

NAVISTAR PARTS AND SERVICE

Wherever you are, we are. With the largest dealer network in the industry, IC Bus dealers service all bus models virtually anywhere, anytime. They also offer recommended parts and expert service to keep your business up and running. No matter the make, you'll get back to uptime in no time.

When your buses are on the road, you need fast, reliable and affordable parts support. With nearly 200 dealer parts locations and eight parts distribution centers located throughout North America, IC Bus has the parts and service support you need.



HC SERIES OVERVIEW

1 IC BUS® WORLD-RENOVED INTEGRATED CHASSIS

2 DRIVER'S COMPARTMENT

Includes upgraded dash switches, parking brake alarm, tilt steering, cruise control and 5-gauge cluster with visual and audible warning system.

3 FREEDMAN® SEATS

Includes an adaptation package with easy-to-install armrests.

4 STAINLESS STEEL LOCKING FUEL FILL DOOR

5 SOFT RIDE PARABOLIC SUSPENSION

6 ALUMINUM RUB RAILS

With rust inhibitors and full-body undercoating.

7 BODY

Features galvanized steel side walls.

8 36" X 46" TOP T-SLIDER WINDOWS

Or 54" Hehr® stationary windows.


9 STEEL DISC WHEELS

10 5/8" CDX PLYWOOD FLOORING

Over steel with entry door stanchion, left- and right-hand grabs, stepwell lights and step nosings.

11 OPTIONAL LUGGAGE AREAS

Available with luggage racks and a rear compartment for larger items.



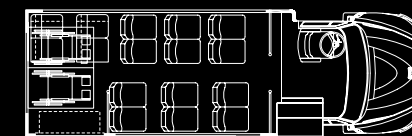
PASSENGER CAPACITY

MAXIMUM	W/ LUGGAGE COMPARTMENT	W/ LAVATORY & LUGGAGE COMPARTMENT	W/ WHEELCHAIR
21	13	N/A	13
25	17	N/A	16
25	21	N/A	N/A
25	21	N/A	16
33	29	25	24
37	33	29	32
45	37	34	44

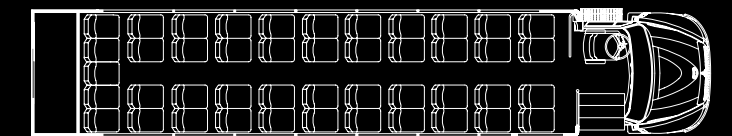
HC SERIES SPECS

	WHEELBASE (IN)	LENGTH (FT)	CAPACITY	ENGINE	GVWR
HC SERIES BRONZE	158	23	13-21	MaxxForce® 7	17,800 to 20,200 lbs
	169	25	16-25	MaxxForce 7	17,800 to 20,200 lbs
	193	28.2	21-25	MaxxForce 7	17,800 to 20,200 lbs
HC SERIES STANDARD	158	23	13-21	MaxxForce 7/DT	21,500 to 30,000 lbs
	169	25	16-25	MaxxForce 7/DT	21,500 to 30,000 lbs
	193	28.2	21-25	MaxxForce 7/DT	21,500 to 30,000 lbs
	205	27.5	16-26	MaxxForce 7/DT	21,500 to 30,000 lbs
	217	31.5	24-33	MaxxForce 7/DT	21,500 to 30,000 lbs
	254	35	32-37	MaxxForce 7/DT	21,500 to 30,000 lbs
	291	38	32-45	MaxxForce 7/DT	21,500 to 30,000 lbs
HC SERIES GOLD	158	23	13-21	MaxxForce 7/DT	21,500 to 30,000 lbs
	169	25	16-25	MaxxForce 7/DT	21,500 to 30,000 lbs
	193	28.2	21-25	MaxxForce 7/DT	21,500 to 30,000 lbs
	205	27.5	16-26	MaxxForce 7/DT	21,500 to 30,000 lbs
	217	31.5	24-33	MaxxForce 7/DT	21,500 to 30,000 lbs
	254	35	32-37	MaxxForce 7/DT	21,500 to 30,000 lbs
HC SERIES PLATINUM	291	38	32-45	MaxxForce 7/DT	21,500 to 30,000 lbs
	291	38	32-45	MaxxForce 7/DT	21,500 to 30,000 lbs

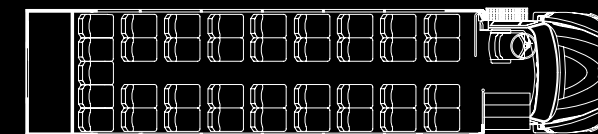
HC SERIES BRONZE - 12 PASSENGERS, ADA LIFT



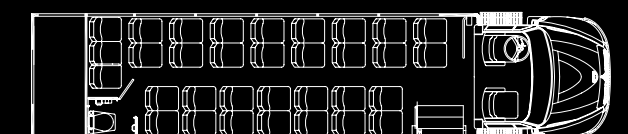
HC SERIES STANDARD - 45 PASSENGERS, REAR LUGGAGE



HC SERIES GOLD - 37 PASSENGERS, REAR LUGGAGE



HC SERIES PLATINUM - 34 PASSENGERS, REAR LUGGAGE, LAVATORY



EVERY AMENITY UNDER THE SUN

FOUND UNDER ALL OF OUR ROOFS.



SYSTEMS

	HC SERIES BRONZE	HC SERIES STANDARD	HC SERIES GOLD	HC SERIES PLATINUM
Skirt-mounted A/C system with bulkhead evaporator	○	○	○	
Roof-mounted HVAC system	○	○	○	●
Ducted air-conditioning and heat		○	○	●
Cab blended air with split system HVAC	○	○	○	●
Multiplex body wiring	○	○	○	●
Audio/CD with PA system	○	○	○	
Audio/video package with PA system and DVD			○	●
WiFi and satellite TV			○	○
10" and 15" LCD monitors			○	○

INTERIOR

Black rubber flooring, slip-proof aisle	●	●	○	
Black ribbed rubber aisle with carpet under the seats		○	●	
Gray rubber flooring, slip-proof aisle		○	○	●
Coved sidewalls			●	●
Dark gray autocloth ceiling and walls with padded front bulkhead			●	●
Track seating	○	○	●	●
Altro® flooring		○	○	○
Coved sidewalls			●	●
London smoke interior			●	
Motorcoach-grade interior				●
Freedman® high-back seats		○	●	●
Amaya® seats with CMI deluxe fabric			○	○
Footrests, armrests, map pockets, side-slider feature and three-point seatbelts	○	○	○	○
Overhead luggage racks with reading lights		○	○	
Pretoria overhead parcel rack with aircraft-style HVAC controls and reading light				●
Movable wall with luggage foldaways	○	○	○	○
Lavatory		○	○	○
Factory-installed, ADA-compliant wheelchair lift	○	○	○	○

DRIVER'S ENVIRONMENT

Driver air suspension seat	○	○	●	●
Tour guide air suspension seat				●
Powder-coated rearview mirrors	●	●	●	
Chrome power-heated mirrors with marker lights				●
Power door locks and windows		○	●	●



CHASSIS

	HC SERIES BRONZE	HC SERIES STANDARD	HC SERIES GOLD	HC SERIES PLATINUM
Automatic Allison 1000 Series	●	○	○	
Automatic Allison 2000 Series		●	●	○
Automatic Allison 3000 Series		○	○	●
Hybrid electric drive by Eaton		○	○	○
Hydraulic all-wheel disc brakes	●	●	●	
Air brakes with anti-lock, air dryer		○	○	●
50-gallon fuel tank on left side under cab	●	●	●	
BTR fuel tank		○	○	●
Air-ride rear suspension with dual leveling valves	○	○	○	●
225/70R19.5 tires	●	●	●	○
255/70R22.5 tires		○	○	●
Stainless steel inserts or polished aluminum wheel	○	○	○	○

WINDOWS & DOORS

30" full-length glass outward opening door	●	●	●	
Air-operated plug-style door and right-side passenger door				●
Tour-style frameless windows with blackout		○	○	●
Tour view window in front cap				●
Cold weather package with thermopane windows	○	○	○	●

EXTERIOR

96" wide	●	●	●	
102" wide				●
Galvanized steel sidewalls, rear cap and skirts	●	●	●	
Black steel powder coated rear bumper	●	●	●	
Fiberglass molded skirts, sidewalls and stylish rear cap			●	●
Replaceable, painted fiberglass skirts				●
Contoured front and rear fiberglass caps				●
Fiberglass step covers				●
Alucobond® exterior sidewalls				●
Sound-deadening package			○	●
Drop-entry rear luggage			○	●
LED exterior lighting and fog lights	○	○	○	●



Creative Bus Sales

www.CreativeBusSales.com
13501 Benson Ave. Chino, CA 91710 • 800.326.2877 • Fax: 909.465.5529