

E-Z Rider II

30', 32' and 35' Low Floor Bus

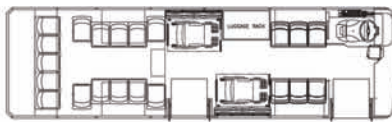


Ultimate Flexibility / Superior Durability

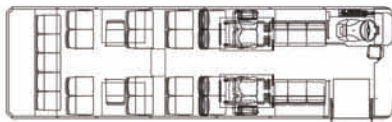
Different transportation applications require different solutions. The E-Z Rider II, with the flexibility of available front and/or center doors and ADA-compliant wheelchair ramps, offers passenger boarding flexibility available on no other low-floor bus. Does the route require clean fuel technology? The answer is E-Z. The E-Z Rider II is available with transit-tested diesel, liquefied (LNG) and compressed (CNG) natural gas fuel systems.

Tired of trying to run a lightweight bus in a heavyweight duty cycle? With heavy-duty ArvinMeritor axles, large S-cam air brakes, and a transit-proven and crash-tested, monocoque safety cage, the E-Z Rider II is designed and built to take real-world punishment year after year. Designed and manufactured in the United States, the E-Z Rider II is the low floor solution.

30' MODEL



21-Passenger w/Two Wheelchairs or 27 Passengers

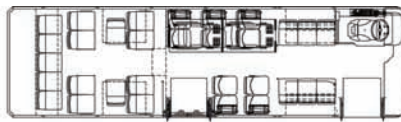


25-Passenger w/Two Wheelchairs or 33 Passengers

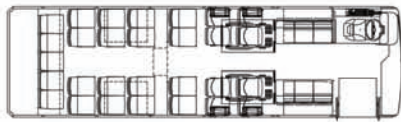


26-Passenger w/Two Wheelchairs or 32 Passengers

32' MODEL



25-Passenger w/Two Wheelchairs or 31 Passengers

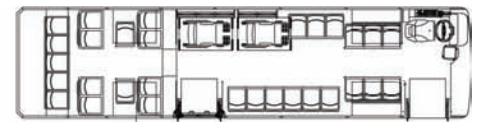


27 Passengers w/Two Wheelchairs or 35 Passengers

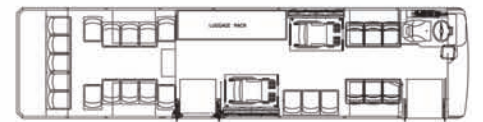


24-Passenger w/Two Wheelchairs or 29 Passengers

35' MODEL



30-Passenger w/Two Wheelchairs or 35 Passengers



24-Passenger w/Two Wheelchairs or 30 Passengers



35-Passenger w/Two Wheelchairs or 43 Passengers

	30' Model	32' Model	35' Model
GVWR	31,280 lbs.	35,000 lbs.	35,000 lbs.
Body length	30' 7"	31' 3"	35' 7"
Body width	102"	102"	102"
Wheelbase	160"	168"	220"
Approach angle	9°	9°	9°
Breakover angle	13°	13°	10°
Departure angle	9°	9°	9°
Seating	Up to 33 passengers	Up to 35 passengers	Up to 43 passengers
Body height	125" with exhaust, 126" with roof HVAC, 136" with CNG		
Interior height	95" over front axle, 78" over rear axle		
Step height – front door	14.38"		
Step height – center door	14.38"		
Wheelchair ramp locations	Front and/or center doors		
Available Engines	Cummins - diesel, CNG, LNG Hybrid Electric		
Available Transmissions	Allison - B300R, B400R, Voith, ZF		
Fuel tank capacity	80 gallons (diesel)		
Passenger HVAC	Roof or rear mounted		
Driver's HVAC	Dash mounted		
Front axle	ArvinMeritor		
Rear axle	ArvinMeritor		
Brakes	S-cam drum w/automatic slack adjusters		
Tires	275/70R 22.5		
Front Door	Slide Glide		
Rear Door	Slide Glide		
Electrical system	I/O Controls multiplex or relay logic wiring		
Suspension	Air – 2 bag per axle; trailing arm taper leaf		

Popular Optional Equipment

(Note: This is only a partial listing of optional equipment. For more complete information, contact your Eldorado National representative.)

HVAC

- Thermo King and Carrier passenger compartment heating and air conditioning systems
- Convector base board heating system
- Auxiliary coolant heating systems

Seating

- Perimeter, forward facing and combination seated floorplans
- Complete range of padded commuter and vandal resistant transit seating
- Broad line of air and mechanical suspension driver's seats

Windows and Doors

- Tip-in transom, T-sliding transom, full height sliding and hidden frame passenger windows
- Vandal resistant barriers and tinting on passenger windows
- Center door interlock and sensitive door edges
- Vapor hidden frame plug or slide glide doors

Paratransit

- Able to provide handicapped accessibility and meet all applicable ADA requirements
- Front and/or center door power or manual wheelchair ramps; Ricon, Lift-U or ENC foldover style
- All support equipment such as wheelchair tie-down securements, flip seats, assist handrails, stop request systems, etc. are available

Comfort, Appearance, & Safety

- Full range of front, side and rear electronic destination signs
- Integrated voice announcement and digital surveillance systems
- AVL/GPS systems
- Aluminum wheels
- Fire suppression and/or methane detection systems
- First aid kit, fire extinguisher, roadside flares/reflectors
- RCA rubber of Altro Transflor flooring
- Full range of attractive paint schemes and custom lettering
- Motorized and heated exterior mirrors
- LED interior and/or exterior lighting packages
- Removable lower skirts
- Sportworks front mounted bike rack

At Eldorado National, we constantly improve our product; as a result all specifications and dimensions are subject to change without notice.


Eldorado
National - California
 Thor Industries Commercial Bus Division

9670 Galena Street • Riverside, CA 92509 • (909) 591-9557

